

Northamptonshire County Council (NCC)

Market Position Statement for Adults with Learning Disabilities (LD) 2018/2019

Helping to develop the right care and support services across
Northamptonshire

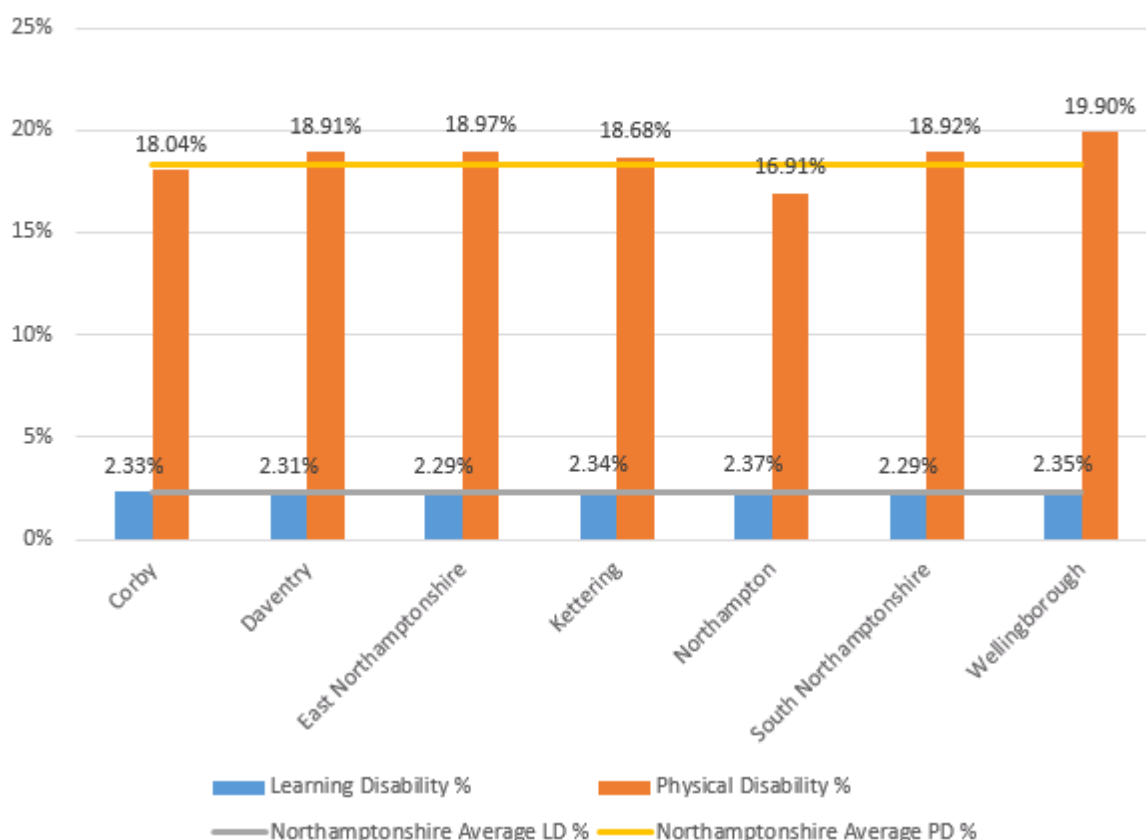
Overview

Northamptonshire County Council (NCC) has produced this document because we want to engage with new and existing care and support providers in order to deliver best value, quality services for adults with a Learning Disability (LD). This document will assist a wide range of services delivering care and support to make decisions about how and where to invest in LD service provision across Northamptonshire along with exploring new opportunities and new ways of service delivery in the future. This document is the start of a journey, as all Market Position Statements are. This document will be updated periodically to ensure it remains relevant and reflects the services that people need to retain independent lives.

Northamptonshire is home to approx. 560,400 adults and data from Projecting Adult Needs and Service Information (PANSI) and Projecting Older People Population Information (POPPI) estimated that in 2015, almost 116,000 had some form of disability.

The proportion of adults in Northamptonshire with an LD is similar to the regional and national averages of 2.33%. The proportion of adults with a Physical Disability (PD) is below the national and regional averages at 18.35%. The following figure shows the proportion of adults with an LD and a PD in Northamptonshire's boroughs and districts, compared to the county average. For the purpose of this document we are to focus on adults with LD.

Percentage of Adult Population with Learning Disability (LD) and Physical Disability (PD), Northamptonshire Boroughs/Districts, 2015



Our Vision

Adult Social Care would like to support all people, where possible, to remain in their own homes. However, if specialist accommodation is required, we want to provide good quality, suitable homes to meet the assessed needs. People have the right to choose where they would prefer to live and influence the design of their support packages, to ensure their priorities are met within an agreed amount of money. *Building the Right Home* is a document that has been produced for Providers of Health and Social Care – this document provides guidance on building service models for children, young people and adults with an LD and/or autism who display behaviours that challenge. This document can be found using the following link: www.england.nhs.uk

The strategic approach for adults with an LD involves Health and Social Care working closely together to consider how best to plan services that deliver positive outcomes for individuals within a limited financial envelope. Consultation with people and their families about what their thoughts are forms

part of how we all work together to achieve the right outcomes for people of Northamptonshire. The support and guidance of the Voluntary Sector is also vital in aiming to get things right for those people the Local Authority have duty of care for under The Care Act 2014.

We would like to achieve the following:

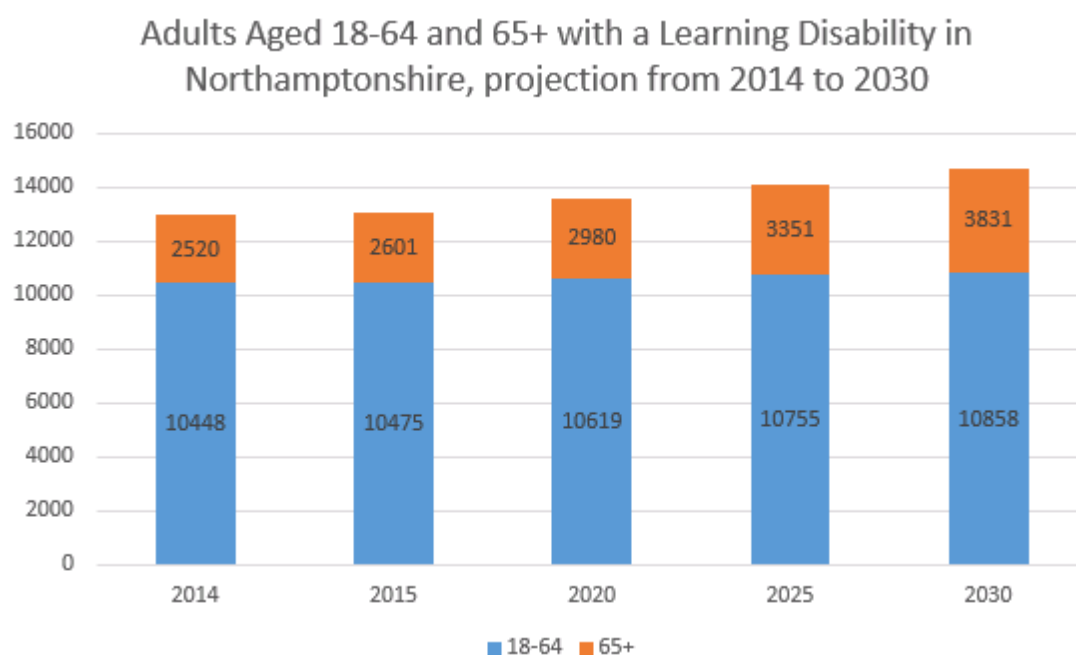
- Offer services that provide quality support and enables safety and wellbeing.
- Supports family carers to enjoy a quality of life.
- Increase employment and volunteering opportunities.
- We aim to support Providers to promote community integration, progression and independence.
- Support people to stay healthy and prevent unnecessary admissions into hospital by working closely with our partners and key stakeholders.
- Ensure adults with multiple care needs are in appropriate and fit for purpose accommodation.
- Explore improved housing options for people with an LD and work with the voluntary and private sectors and encourage creative and innovative solutions.
- Work towards securing affordable and sustainable tenancies for people with an LD by working with District Councils, Housing Associations and private landlords.
- Work with Providers to have an effective void management process to enable efficient and timely allocation, which matches the needs of the person(s).
- Ensure there are sufficient numbers of suitably trained and competent staff to meet the needs of the services.
- Support and develop innovative ideas to improve staff recruitment and retention.
- Support people with an LD to feel part of their community.

Demography and Projections

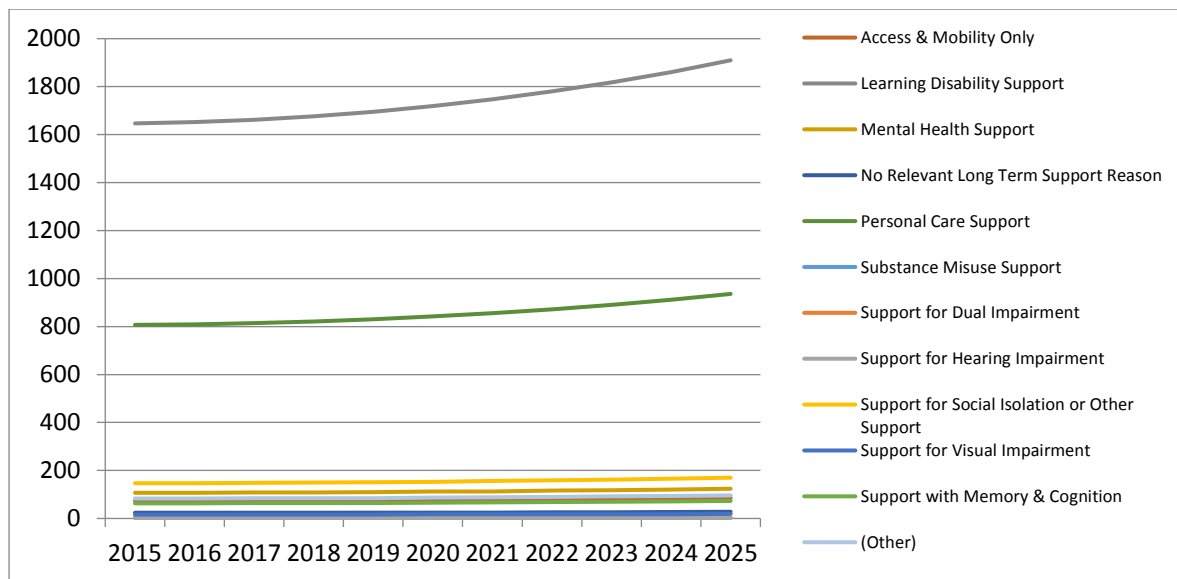
The number of adults with an LD, in Northamptonshire, is predicted to be approx. 14,000 by 2025. Compared to current data this is an increase of approx. 1,000 people over the next 7 years. In the subsequent 5 years taking us up to 2030, numbers are expected to rise by a further 500 people. Younger adults

aged 18-64 make up the majority of individuals with an LD in Northamptonshire. The number of young people with a moderate or severe LD is expected to increase by approx. 10. The number of older people, 65 and over, is expected to grow by around 150 people by 2030. (*A separate Market Position Statement for Older People is currently in draft format awaiting publication*).

The POPPI and PANSI websites project the future numbers of adults with disabilities to 2030. The prediction tools have a uniform description for LD for all adults, so the two age groups can be shown on one figure, the figure below shows the baseline estimates.



The following graph shows population projections for adults with a disability funded by Adult Social Care Services by Primary Support Reason until 2025. These increases are based on PANSI projections. These figures and projections are for people who meet eligibility criteria for support from Adult Social Care. The figures are not for the total number of people with disabilities in the County.



The biggest growth in moderate and severe LD age 18-64 is anticipated to be in Corby and there will be a continued growth of people with an LD in Kettering and Northampton until 2030. All other areas remain fairly static or decreases slightly. (Source PANSI / NCC Accommodation Strategy 2016-2021).

Current Spend

During the financial year 2017 – 2018, NCC spent approx. £60 million on LD Services within Northamptonshire. This figure includes Day Care Services, Direct Payment, Supported Living, Residential Care Homes, Nursing Care, Rehab and Respite Care.

- A breakdown of the current costs, customer numbers relating to the service areas highlighted above, and the mapping by District and Borough, is currently subject to scrutiny. This will be added imminently.

Current Supply

Supported Living is where people (often adults with an LD, a PD or a mental health need) rent, or own, their home. Personal care or support is usually commissioned and arranged separately.

Supported Living can be arranged by individuals themselves through Direct Payments or can be commissioned by the Local Authority. Commissioned Supported Living schemes can involve the Local Authority entering into a housing management or nomination agreement with the landlord and separately commissioning the care and support services.

The vast majority of individuals in Supported Living have an LD (77.2%). Within the LD category there are approx. 60 people with Autism (8.4% of LD) and approx.12 with Asperger’s (1.7% of LD).

For a comprehensive overview of the provider challenges associated with Autism please refer to the Market Position Statement for Individuals, Families, and Carers Living with Autism

	Number of Supported Living Properties
Corby	8 properties
Daventry	
East Northamptonshire	8 properties
Kettering	20 properties
Northampton	76 properties
South Northants	11 properties
Wellingborough	24 properties
Total	147 properties

Table 1

Table 1 shows where the Supported Living properties are across the County, this is across 94 different Providers. In total there are approx. 366 units of Supported Living, many of which are in small properties sharing with one other person and often with a sleeping in room for a member of staff. At the time of writing the number of supported living properties in Daventry is subject to clarification.

In addition to Supported Living the Local Authority places a relatively high number of adults with an LD in Residential Care Homes. This is not a model of care the Council intends to commission in the future. This can be considered as a ‘one size fits all’ approach to providing care and support however, every person living within each of these Care Homes will have different care and support needs. The Local Authority currently places approx. 357 adults with an LD in a Residential Care Home. *(These figures were correct at time of publication).*

The Council currently commissions services from 112 Residential Care Homes for Adults with LD.

The demand for Residential Care Home placements will reduce in the future as the drive for Supported Living increases.

The move from Residential Care to Supported Living

The Local Authority will work with people currently placed in Residential Care Homes and plans to transfer them, where appropriate, into Supported Living accommodation. This process will be undertaken by the appropriate Commissioner and Social Work Teams in line with The Care Act 2014 and associated legislation - including the Care Quality Commission's guidance document 'Housing with Care' (www.cqc.org.uk).

Information derived from the NCC Accommodation Strategy suggests that the Local Authority estimate around 10% of people currently living in a Residential Care Home can be supported each year to move into their own home. This 'step down' will impact on the levels of residential placements and supported accommodation.

Individuals with a disability living with elderly parents

In 2015-16 there were approx. 50 people in receipt of support from the Local Authority aged between 45 and 55, who were categorised as living with family, in this instance living with elderly parents. This is a potentially vulnerable group for whom accommodation needs to be considered.

In less than 10 years it is predicted that NCC will be expected to support 50 people undergoing a transition into alternative Supported Living if they are unable to stay at home. This suggests a possible 5 Supported Living units needed per year specific for this cohort of people.

Data extracted from the Learning Disability Observatory Report at Public Health England highlights the median age of death for people with a Learning Disability is 65 years for men and 63 years for women, therefore the Local Authority is currently considering how it can best commission 'end of life' care in their own homes for people with an LD.

Ageing clients with a disability

There are currently 128 people aged 65+ with an LD who are in specialist accommodation. The breakdown of types is shown below in Table 2: (*figures were correct at time of printing*)

Number aged 65 + with a learning disability

Accommodation type	Total
Group home	4
Lodgings/supported lodgings	2
Nursing home	2
Residential care home	65
Sheltered housing	10
Supported Living	45
Grand Total	128

Table 2

The number of older people, 65 and over, is expected to grow by around 150 people by 2030. The Local Authority will need to provide specialist Extra Care Housing for this cohort as they will have multiple needs including frailty and dementia, as well as an LD and/or a PD. Planning and designing this type of housing is imperative to promote independent living into old age.

For a comprehensive overview of challenges relating to the housing needs of older persons please refer to the Accommodation Market Position Statement for Living and Ageing Well in Northamptonshire

Commissioning Intentions – Supported Living

The Local Authority is committed to a ‘*progression model*’ including those who may not have been considered as having the potential for Supported Living.

Adults with an LD need a range of Supported Living housing options. Over the next 5 years the Local Authority plans to increase provision. This will range from shared group accommodation, to clusters of flats with or without communal facilities and ‘core and cluster’ schemes which can support a wide range of people and their needs.

The Local Authority intends to commission larger Supported Living schemes (i.e. not schemes for one or two people) so that the care can be shared and become more cost effective.

The Local Authority will also work with Providers to replace widely dispersed units for one or two people, so that the care can be structured and commissioned in a more efficient way.

Care and Support - Commissioning

The Local Authority currently operates a Dynamic Purchasing System (DPS) for care and support Providers, whereby any qualified Provider can apply to the DPS. Currently there are 94 Providers on the DPS list.

The Local Authority intends to review the use of the DPS and move towards developing an 'open' framework agreement with a smaller number of Providers for Supported Living and community services, linked to specific categories. The framework will be opened periodically to add new Providers.

Collaborative Working

Northamptonshire County Council will work with its district and borough councils to identify the need, share data, develop forecasting assumptions and engage with the market. We will build effective stakeholder relationships, share information, best practice and lessons learnt.

We welcome engagement with new Providers and will work collaboratively and support them to ensure the county develops successful business models that deliver the right services, at the right time, in the right place to meet the needs of the county's LD population.

The Council is keen to invite and encourage innovation in this area across business models, building design, access to care, community engagement, assistive technology and beyond.

Challenges for Providers

- Becoming part of a more integrated health and social care system.
- Attracting and recruiting a sufficient number of staff into services for working age adults who have the appropriate values and behaviours.
- Ensuring that staff are retained and motivated by valuing them and supporting them in a challenging but rewarding role.
- Training staff to develop their knowledge and skills so that they deliver quality person centred care.
- The Local Authority currently places a high number of Service Users in Residential Care homes. This is due to limited options in the market.

While much positive work has been done in Northamptonshire to meet these challenges, much of it has been reactive.

- The number of adults receiving help and support from the Local Authority is remaining fairly static however; the number of people with more complex or multiple disabilities is increasing.
- Deregistering Residential Care Homes to provide them as supported living schemes.
- Understanding the complexities of the housing benefit system to ensure that rental income covers housing costs.
- Making the best use of new technology for working with individuals for example using technology to monitor people at night instead of sleeping in staff.

Data Sources:

Business Intelligence and Project Management (BIPM)

Northamptonshire JSNA Adults with Disabilities (2017)

Data Updates:

Data in regards to projected increases of people within specific geographical areas will be added to this document when available.

Projections in Supported Living accommodation for geographical areas across the county will be added periodically.

=====

Commissioning Manager, Learning Disability Services

May 2018

